

Graphis

Oswaldo Borsani and Eugenio Gerli .68
Centro Progetti Tecno .05

Graphis



INTRO


When the Graphis system was first presented at the 14th Triennial Exhibition in Milan in 1968, it heralded a revolution in the design of office furniture. In perfect harmony with the computer art of the period, the system's essential, elementary forms epitomised rationality. The design is extremely modern still today.

Graphis was the first office system specifically designed by Tecno to permit unlimited and flexible combinations of elements that could allow the workplace to grow in time and space. Attention to detail makes all the difference in Graphis, and allows the design's minimalist lines to enhance even the most complex projects. The eye cannot fail to appreciate the box section bases with concealed welds, and the clean lines of the worktops that appear detached from their bases, creating an impression of lightness. Logically designed around a minimum number of versatile and modular components, Graphis provides the perfect solution to the need for flexibility in composition and grouping. The system permits the easy formation of layouts from simple individual workstations to extended, shared workstations, arranged in line or around partitioning panels.

The original Graphis system was made up of just three basic elements: a white painted "L" shaped sheet metal frame, a drawer unit and a laminate worktop. Over the years, the Graphis system has been expanded by the addition of other elements including containers, corners, meeting tables, screens and audio-video tables.

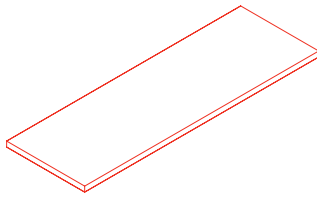
The system, which has remained a best seller for many years, was updated by Tecno in 2005. Various details were improved and a wide range of new colours and materials introduced. Melamine tops are now available in white, light grey, dark grey, light oak and dark oak. Bases and partition frames feature paint finishes in white, light grey or dark grey, with the partitions themselves in fabric, melamine or smoked glass.

DESIGNER



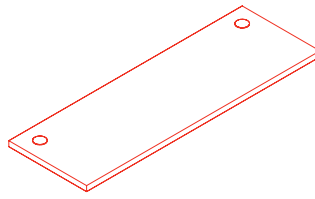
Eugenio Gerli and Osvaldo Borsani

Graphis



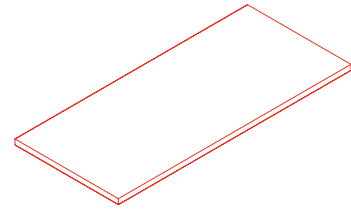
Top

1GR0121: L 31½ D 25½ H 1½
1GR0122: L 39½ D 25½ H 1½
1GR0123: L 47¼ D 25½ H 1½
1GR0124: L 55 D 25½ H 1½
1GR0125: L 61½ D 25½ H 1½
1GR0126: L 63 D 25½ H 1½
1GR0127: L 71 D 25½ H 1½
1GR0141: L 63 D 26½ H 1½ (for shared cable tray)
1GR0142: L 71 D 26½ H 1½ (for shared cable tray)



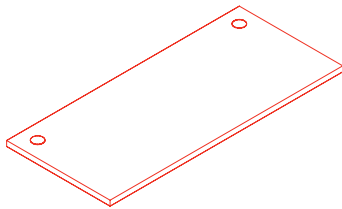
Top with two grommets

1GR0131: L 31½ D 25½ H 1½
1GR0132: L 39½ D 25½ H 1½
1GR0133: L 47¼ D 25½ H 1½
1GR0134: L 55 D 25½ H 1½
1GR0136: L 63 D 25½ H 1½
1GR0137: L 71 D 25½ H 1½



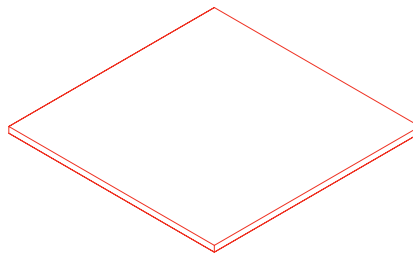
Top

1GR0101: L 55 D 31½ H 1½
1GR0102: L 63 D 31½ H 1½
1GR0103: L 71 D 31½ H 1½
1GR0104: L 73¼ D 31½ H 1½
1GR0105: L 78¾ D 31½ H 1½
1GR0106: L 78¾ D 39½ H 1½



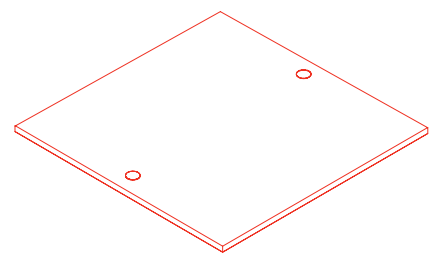
Top with two grommets

1GR0111: L 55 D 31½ H 1½
1GR0112: L 63 D 31½ H 1½
1GR0113: L 71 D 31½ H 1½
1GR0114: L 78¾ D 31½ H 1½
1GR0115: L 78¾ D 39½ H 1½



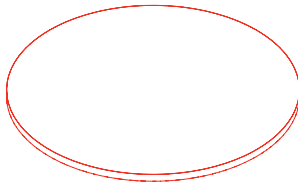
Top

1GR0220: L 47¼ D 47¼ H 1½
1GR0221: L 55 D 55 H 1½
1GR0201: L 63 D 63 H 1½
1GR0202: L 71 D 63 H 1½



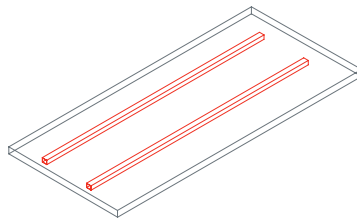
Meeting table top with two grommets

1GR0211: L 63 D 63 H 1½
1GR0212: L 71 D 63 H 1½



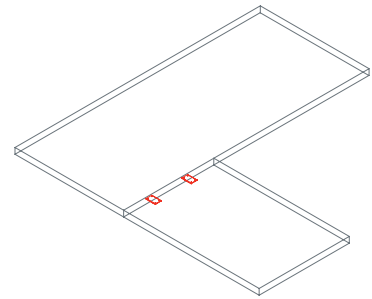
Meeting table top

1GR0605: L 47¼ D 47¼ H 1½
1GR0611: L 55 D 55 H 1½




Two stiffening beams

1GR1511: L 25¼ P 1½ H 1 **1GR1515:** L 55 P 1½ H 1
1GR1512: L 33 P 1½ H 1 **1GR1516:** L 56¾ P 1½ H 1
1GR1513: L 41 P 1½ H 1 **1GR1517:** L 64½ P 1½ H 1
1GR1514: L 49 P 1½ H 1 **1GR1518:** L 67 P 1½ H 1



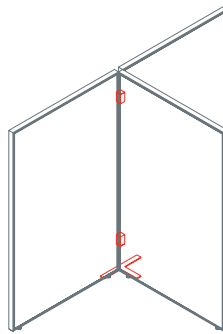
Return top plates

1GR1521



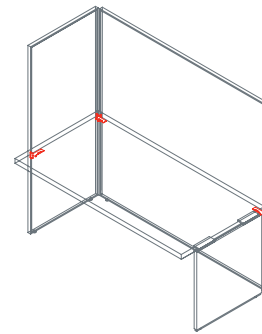
Panel

1GR2011: L 25½ H 42¼ **1GR2012:** L 25½ H 62
1GR2013: L 31½ H 42¼ **1GR2014:** L 31½ H 62
1GR2015: L 55 H 42¼ **1GR2016:** L 55 H 62
1GR2017: L 63 H 42¼ **1GR2018:** L 63 H 62
1GR2019: L 71 H 42¼ **1GR2020:** L 71 H 62



Panels connection kit

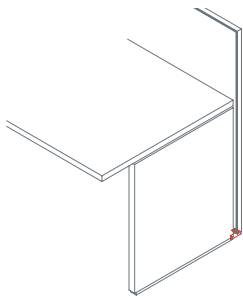
1GR1531
1GR1532
1GR1533



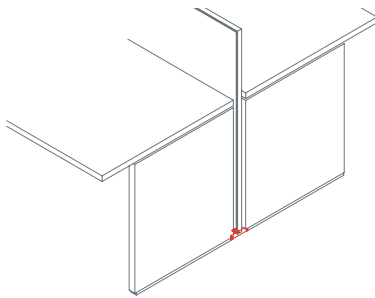
Top fixing kit

1GR1541

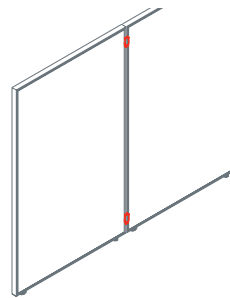
Graphis



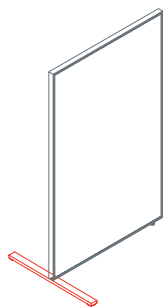
Floor fixing kit
1GR1551: L 2½ D 1½ H 0½



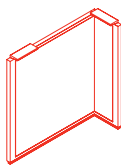
Floor fixing kit
1GR1561: L 4¾ D 1½ H 0½



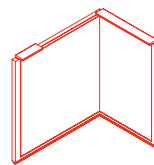
Linear fixing kit
1GR1571



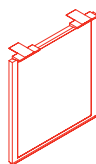
Support for floor screen
1GR1581: L 19¾ D 1½ H 0½



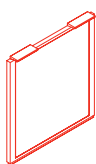
"L" shaped frame
1GR1011: L 25½ D 8 H 26¾



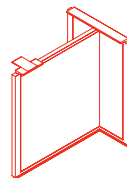
"L" shaped frame
GR1021: L 25½ D 17¾ H 26¾



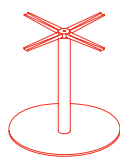
Intermediate frame
1GR1031: L 17¾ H 26¾
1GR1041: L 24½ H 26¾




End side frame
1GR1051: L 17¾ H 26¾
1GR1061: L 24½ H 26¾



Intermediate "T" frame
1GR1071: L 17¾ D 18¾ H 26¾
1GR1081: L 17¾ D 25½ H 26¾



Column base for 1GR0605/611 and 1GR0220 tops
1GR1101: L 25½ D 25½ H 26¾

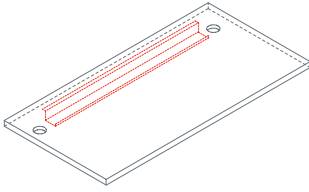


Height adjustable table
1GR6511: L 35½ D 35½ H 26 / 39½



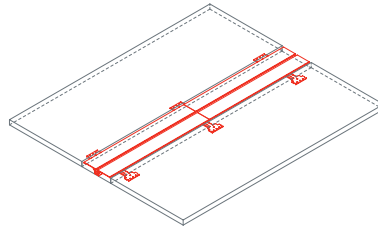
Clear plastic vertebra
1GR1821

Graphis



Cable tray

1GR1841: L 23¾ D 4¾
 1GR1842: L 31½ D 4¾
 1GR1843: L 39½ D 4¾
 1GR1844: L 47¼ D 4¾
 1GR1845: L 55 D 4¾
 1GR1846: L 63 D 4¾



Shared cable tray cover

1GR1851: L 63 D 10¼ H 1½
 1GR1852: L 71 D 10¼ H 1½



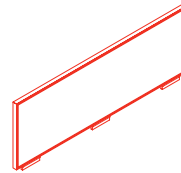
Cable tray for 1GR1851/852

1GR1861: L 15¾ D 10¼ H 4¼
 1GR1862: L 23¾ D 10¼ H 4¼



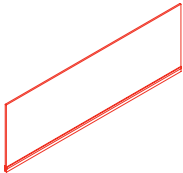
End cap for shared cable tray channel cover

1GR1871: L 6 D 10¼ H 4¼



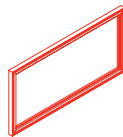
Screen for shared cable tray cover

1GR2511: L 23¾ D 1 H 14
 1GR2512: L 47¼ D 1 H 14
 1GR2513: L 63 D 1 H 14
 1GR2514: L 71 D 1 H 14



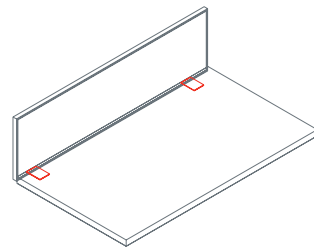
Grass screen for shared cable tray

1GR2711: L 23¾ D 0¼ H 14
 1GR2712: L 47¼ D 0¼ H 14
 1GR2713: L 63 D 0¼ H 14
 1GR2714: L 71 D 0¼ H 14

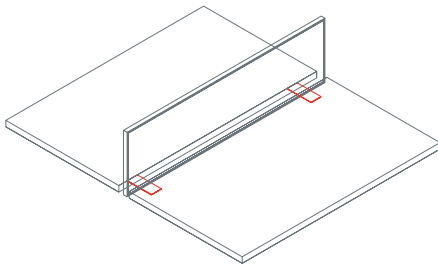


Screen

1GR2551: L 25½ D 1 H 15½
 1GR2552: L 31½ D 1 H 15½
 1GR2556: L 47¼ D 1 H 15½
 1GR2553: L 55 D 1 H 15½
 1GR2554: L 63 D 1 H 15½
 1GR2555: L 71 D 1 H 15½



Screen fixing plates for single desk
 1GR1591



Screen fixing plates for shared desktops
 1GR1601