

Graphis

Oswaldo Borsani and Eugenio Gerli .68
Centro Progetti Tecno .05

Graphis



INTRO


When the Graphis system was first presented at the 14th Triennial Exhibition in Milan in 1968, it heralded a revolution in the design of office furniture. In perfect harmony with the computer art of the period, the system's essential, elementary forms epitomised rationality. The design is extremely modern still today.

Graphis was the first office system specifically designed by Tecno to permit unlimited and flexible combinations of elements that could allow the workplace to grow in time and space. Attention to detail makes all the difference in Graphis, and allows the design's minimalist lines to enhance even the most complex projects. The eye cannot fail to appreciate the box section bases with concealed welds, and the clean lines of the worktops that appear detached from their bases, creating an impression of lightness. Logically designed around a minimum number of versatile and modular components, Graphis provides the perfect solution to the need for flexibility in composition and grouping. The system permits the easy formation of layouts from simple individual workstations to extended, shared workstations, arranged in line or around partitioning panels.

The original Graphis system was made up of just three basic elements: a white painted "L" shaped sheet metal frame, a drawer unit and a laminate worktop. Over the years, the Graphis system has been expanded by the addition of other elements including containers, corners, meeting tables, screens and audio-video tables.

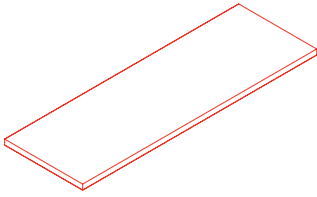
The system, which has remained a best seller for many years, was updated by Tecno in 2005. Various details were improved and a wide range of new colours and materials introduced. Melamine tops are now available in white, light grey, dark grey, light oak and dark oak. Bases and partition frames feature paint finishes in white, light grey or dark grey, with the partitions themselves in fabric, melamine or smoked glass.

DESIGNER



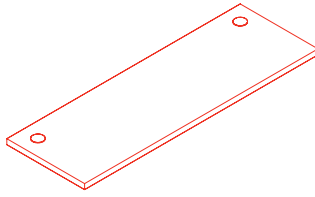
Eugenio Gerli and Osvaldo Borsani

Graphis



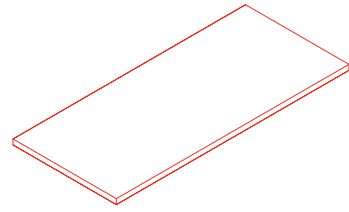
Top

1GR0121: L 80 D 65 H 4
 1GR0122: L 100 D 65 H 4
 1GR0123: L 120 D 65 H 4
 1GR0124: L 140 D 65 H 4
 1GR0125: L 156 D 65 H 4
 1GR0126: L 160 D 65 H 4
 1GR0127: L 180 D 65 H 4
 1GR0141: L 160 D 67 H 4
 1GR0142: L 180 D 67 H 4



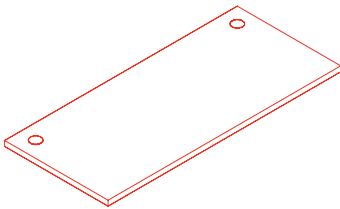
Top with two grommets

1GR0131: L 80 D 65 H 4
 1GR0132: L 100 D 65 H 4
 1GR0133: L 120 D 65 H 4
 1GR0134: L 140 D 65 H 4
 1GR0136: L 160 D 65 H 4
 1GR0137: L 180 D 65 H 4



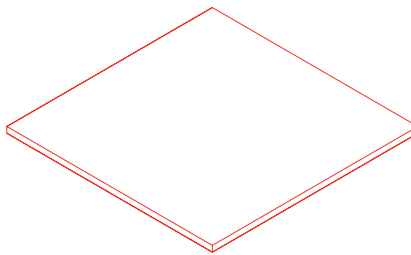
Top

1GR0101: L 140 D 80 H 4
 1GR0102: L 160 D 80 H 4
 1GR0103: L 180 D 80 H 4
 1GR0104: L 186 D 80 H 4
 1GR0105: L 200 D 80 H 4
 1GR0106: L 200 D 100 H 4



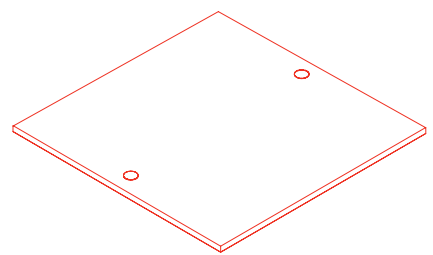
Top with two grommets

1GR0111: L 140 D 80 H 4
 1GR0112: L 160 D 80 H 4
 1GR0113: L 180 D 80 H 4
 1GR0114: L 200 D 80 H 4
 1GR0115: L 200 D 100 H 4



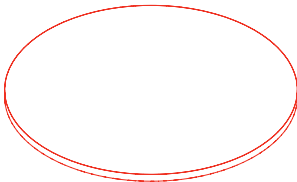
Top

1GR0220: L 120 D 120 H 4
 1GR0221: L 140 D 140 H 4
 1GR0201: L 160 D 160 H 4
 1GR0202: L 180 D 160 H 4



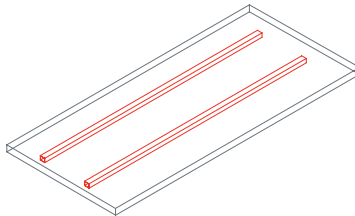
Meeting table top with two grommets

1GR0211: L 160 D 160 H 4
 1GR0212: L 180 D 160 H 4



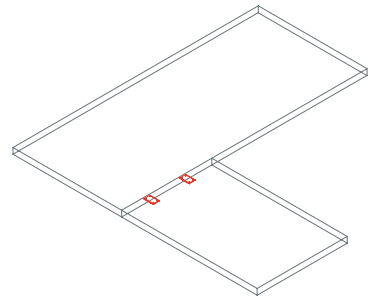
Meeting table top

1GR0605: L 120 D 120 H 4
 1GR0611: L 140 D 140 H 4



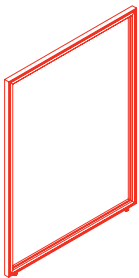
Two stiffening beams

1GR1511: L 64 D 3,5 H 2,5 1GR1515: L 140 D 3,5 H 2,5
 1GR1512: L 84 D 3,5 H 2,5 1GR1516: L 144 D 3,5 H 2,5
 1GR1513: L 104 D 3,5 H 2,5 1GR1517: L 164 D 3,5 H 2,5
 1GR1514: L 124 D 3,5 H 2,5 1GR1518: L 170 D 3,5 H 2,5



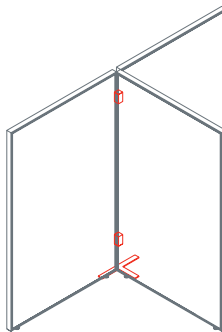
Return top plates

1GR1521



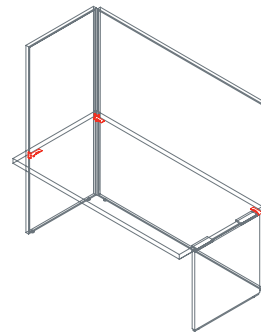
Panel

1GR2011: L 65 H 107,5 1GR2012: L 65 H 157,5
 1GR2013: L 80 H 107,5 1GR2014: L 80 H 157,5
 1GR2015: L 140 H 107,5 1GR2016: L 140 H 157,5
 1GR2017: L 160 H 107,5 1GR2018: L 160 H 157,5
 1GR2019: L 180 H 107,5 1GR2020: L 180 H 157,5



Panels connection kit

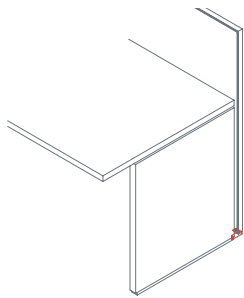
1GR1531
 1GR1532
 1GR1533



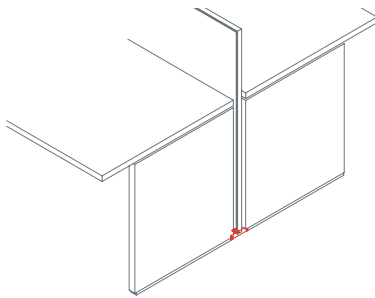
Top fixing kit

1GR1541

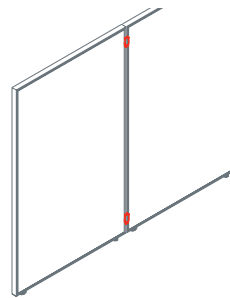
Graphis



Floor fixing kit
1GR1551: L 6 D 4 H 1



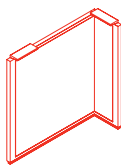
Floor fixing kit
1GR1561: L 12 D 4 H 1



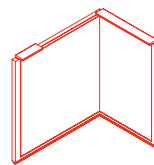
Linear fixing kit
1GR1571



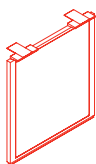
Support for floor screen
1GR1581: L 50 D 4 H 1



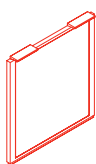
"L" shaped frame
1GR1011: L 65 D 20 H 68



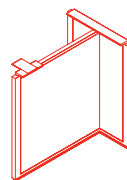
"L" shaped frame
1GR1021: L 65 D 45 H 68



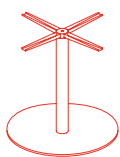
Intermediate frame
1GR1031: L 45 H 68
1GR1041: L 62,5 H 68




End side frame
1GR1051: L 45 H 68
1GR1061: L 62,5 H 68



Intermediate "T" frame
1GR1071: L 45 D 47,5 H 68
1GR1081: L 45 D 65 H 68



Column base for 1GR0605/611 and 1GR0220 tops
1GR1101: L 65 D 65 H 68



Height adjustable table
1GR6511: L 90 D 90 H 66/100

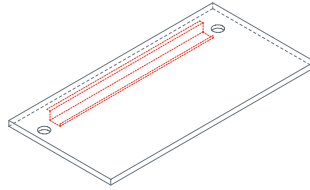


Clear plastic vertebra
1GR1821

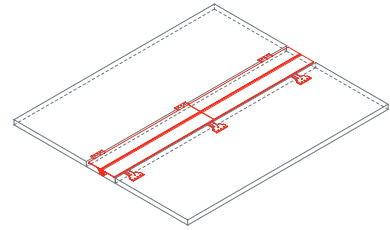
Graphis



Cable management hook for 1GR1851/852
1GR1831



Cable tray
1GR1841: L 60 D 12
1GR1842: L 80 D 12
1GR1843: L 100 D 12
1GR1844: L 120 D 12
1GR1845: L 140 D 12
1GR1846: L 160 D 12



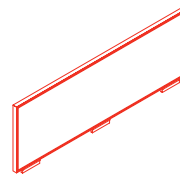
Shared cable tray cover
1GR1851: L 160 D 26 H 4
1GR1852: L 180 D 26 H 4




Cable tray for 1GR1851/852
1GR1861: L 40 D 26 H 11
1GR1862: L 60 D 26 H 11



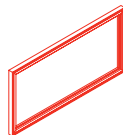
End cap for shared cable tray channel cover
1GR1871: L 15 D 26 H 11



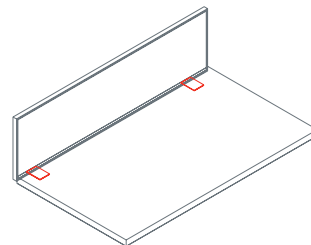
Screen for shared cable tray cover
1GR2511: L 60 D 2,5 H 35,5
1GR2512: L 120 D 2,5 H 35,5
1GR2513: L 160 D 2,5 H 35,5
1GR2514: L 180 D 2,5 H 35,5



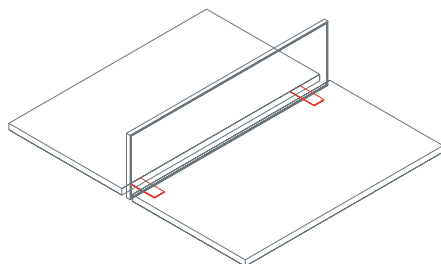
Grass screen for shared cable tray
1GR2711: L 60 D 0,8 H 35,5
1GR2712: L 120 D 0,8 H 35,5
1GR2713: L 160 D 0,8 H 35,5
1GR2714: L 180 D 0,8 H 35,5



Screen
1GR2551: L 65 D 2,5 H 39,5
1GR2552: L 80 D 2,5 H 39,5
1GR2556: L 120 D 2,5 H 39,5
1GR2553: L 140 D 2,5 H 39,5
1GR2554: L 160 D 2,5 H 39,5
1GR2555: L 180 D 2,5 H 39,5



Screen fixing plates for single desk
1GR1591



Screen fixing plates for shared desktops
1GR1601